

SHEETS ISSUED:

ARCHITECTURAL

AD105 DEMO PLAN

AD106.1 DEMO PLAN

DEMOLITION GENERAL NOTES

- A. ALL EXISTING PLUMBING FIXTURES MAY NOT BE SHOWN IN THIS DRAWING.
- B. ITEMS SHOWN DASHED ARE TO BE REMOVED, INCLUDING CABINETWORK AND PLUMBING FIXTURES.
- C. REMOVE AND DELIVER TO OWNER ALL EQUIPMENT, FIXTURES, OR ACCESSORIES IDENTIFIED BY THE OWNER TO BE SALVAGED.
- D. COORDINATE SLAB DEMOLITION AND RESTORATION WITH NEW PLUMBING WORK.
- E. DELIVER SALVAGEABLE ITEMS TO THE OWNER AS DIRECTED.

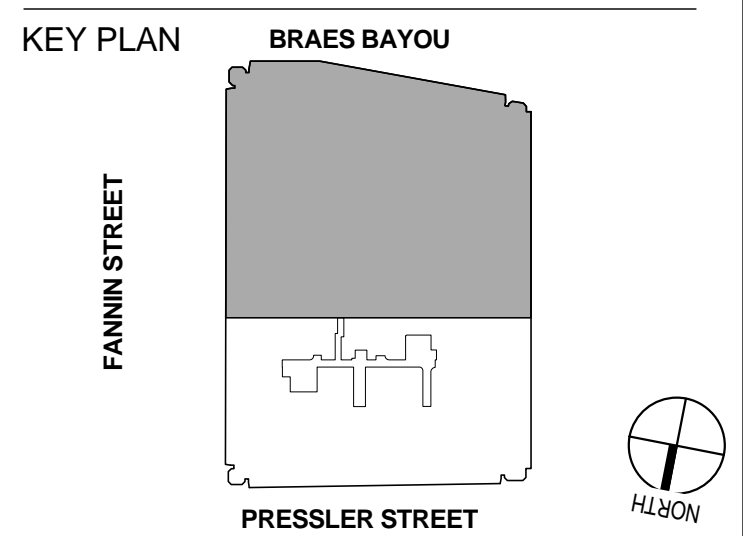
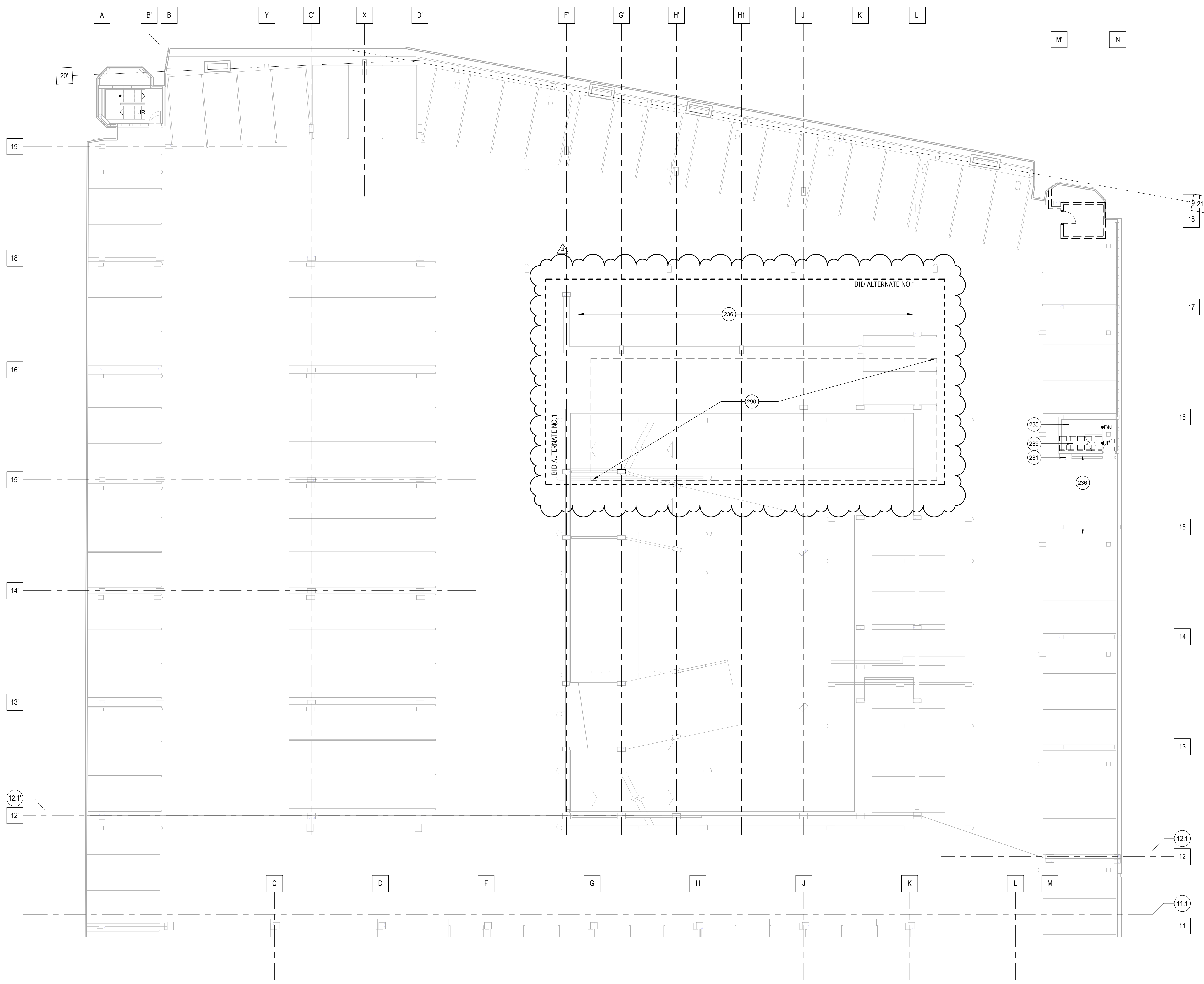
NOTES TO SHEET

- 235 EXISTING EGRESS STAIR TO REMAIN
- 236 REMOVE ALL PARKING EQUIPMENT
- 281 RELOCATE FIRE RISER, SEE PLUMBING
- 289 DEMO STAIR AND HANDRAIL
- 290 SAWCUT AND DEMO SLAB ABOVE AND COLUMNS FOR NEW RAMP. RE-STRUCTURAL

WHR ARCHITECTS

1111 Louisiana 26th Floor
Houston, TX 77002
T 713 665 5665 whrarchitects.com

REVISIONS		
NO.	DATE	DESCRIPTION
4	01-26-17	ADDENDUM #5



**UCT
VERTICAL
EXPANSION**



UTHSC-H UCT

7000 FANNIN
HOUSTON, TX 77030



DEMO PLAN

PHASE: 100% CD
DATE: 2016-11-15

PROJECT NO.
G15311-00

AD105

Copyright © 2015 WHR Architects, Inc.

A1 DEMO FLOOR PLAN - LEVEL 5
SCALE: 3/32" = 1'-0"

1/26/2017 12:40:07 PM

DEMOLITION GENERAL NOTES

- A. ALL EXISTING PLUMBING FIXTURES MAY NOT BE SHOWN IN THIS DRAWING.
- B. ITEMS SHOWN DASHED ARE TO BE REMOVED, INCLUDING CABINETWORK AND PLUMBING FIXTURES.
- C. REMOVE AND DELIVER TO OWNER ALL EQUIPMENT, FIXTURES, OR ACCESSORIES IDENTIFIED BY THE OWNER TO BE SALVAGED.
- D. COORDINATE SLAB DEMOLITION AND RESTORATION WITH NEW PLUMBING WORK.
- E. DELIVER SALVAGEABLE ITEMS TO THE OWNER AS DIRECTED.

WHR ARCHITECTS

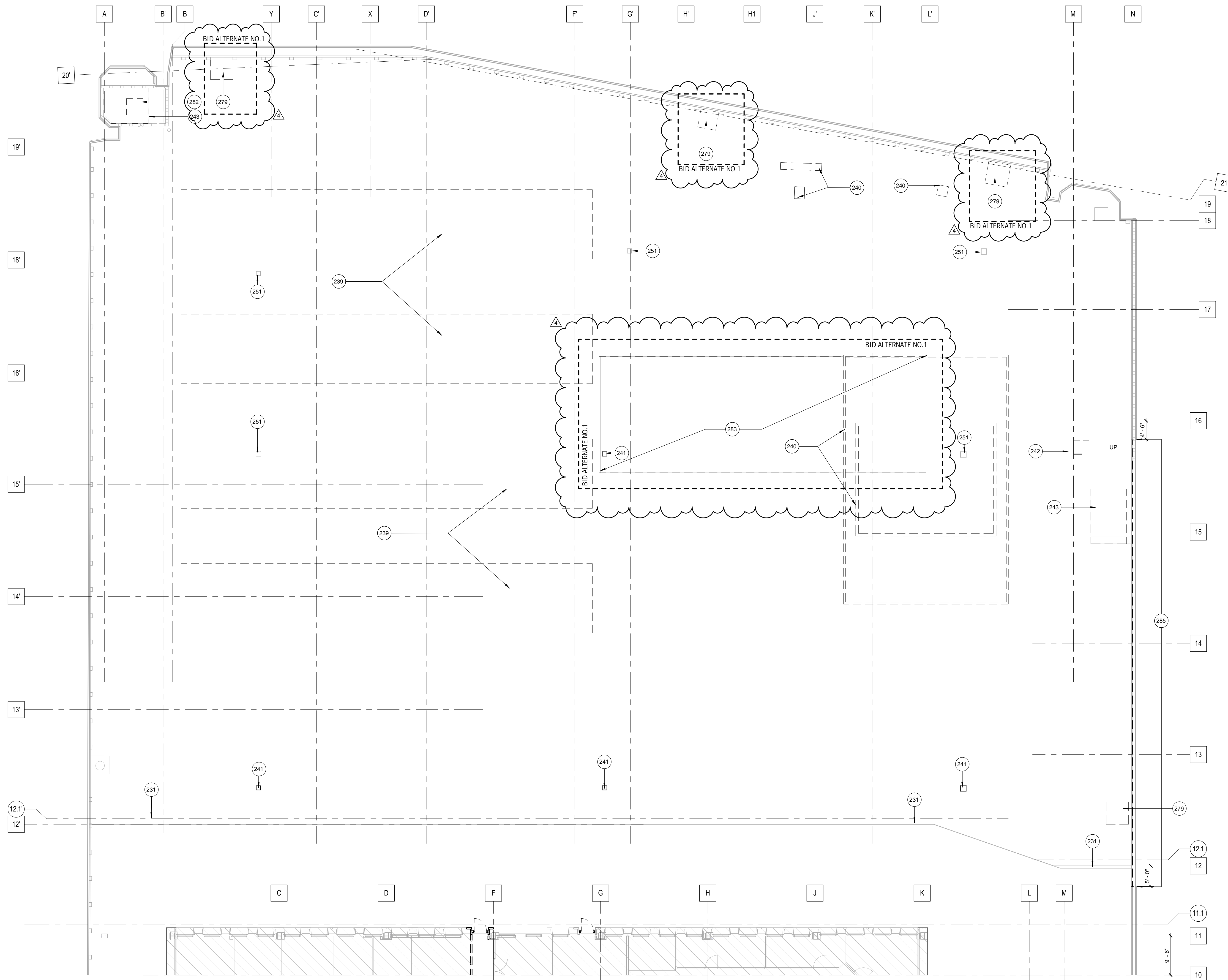
1111 Louisiana 26th Floor
Houston, TX 77002
T 713 665 5665 whrarchitects.com

NOTES TO SHEET

- 231 EXISTING EXPANSION JOINT
- 239 REMOVE AND STORE SOLAR PANEL FOR OWNERS DECISION TO SURPLUS OR LET CONTRACTOR DISPOSE, PATCH AND REPAIR ROOF DECK
- 240 DEMO EXISTING CURBS, PATCH AND REPAIR ROOF DECK
- 241 DEMO AND RELOCATE ROOF DRAINS, RE: PLUMB
- 242 DEMO ROOF HATCH AND CURB TO GARAGE DECK AND PREP TO INFILL WITH STRUCTURE, STAIR BELOW TO REMAIN, RE: STRUCT
- 243 SAW CUT FOR NEW STAIRWELL TO LEVEL 5 BELOW, RE: STRUCT
- 251 EXISTING ROOF DRAIN TO REMAIN
- 279 REMOVE AND RELOCATE EXHAUST FAN TO ROOF OF VERTICAL EXPANSION, RE: STRUCT
- 282 REMOVE AND RELOCATE EXHAUST FAN TO NEW ROOF LEVEL AT STAIRWELL, RE: MECHANICAL
- 283 SAWCUT AND DEMO SLAB AND COLUMNS BELOW FOR NEW RAMP, RE: STRUCTURAL
- 285 DEMO CMU WALL FROM GARAGE ROOF DECK

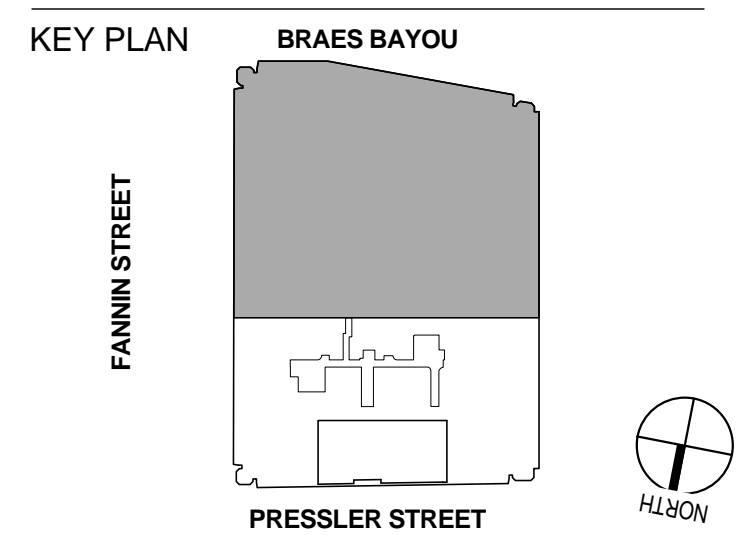
REVISIONS

NO.	DATE	DESCRIPTION
4	01-26-17	ADDENDUM #5



A1 DEMO FLOOR PLAN - LEVEL 6
SCALE: 3/32" = 1'-0"

1/26/2017 12:38:36 PM



UCT
VERTICAL
EXPANSION



UTHSC-H UCT

7000 FANNIN
HOUSTON, TX 77030



DEMO PLAN

PHASE: 100% CD
DATE: 2016-11-15

PROJECT NO. AD106.1
G15311-00
Copyright © 2015 WHR Architects, Inc.