
Date:	8-Mar-16	Distribution:
Project:	UT Health MSB Infill Renovation	Judson Lloyd (UT Health) Laura Lander (UT Health)
Project No.:	214-198	Dustin Nicholson (PWP)
Addendum No.:	Three (3)	John Kaufman (PWP)

Notice to All Bidders

This Addendum forms a part of the Contract Documents and modifies the original Specifications and Drawings, issued 15 January 2016, to the extent noted hereinafter.

All parties of interest shall take careful note of this Addendum so that proper allowance is made in all computations, estimates and contracts and so that all trades affected are fully advised in the performance of work that will be required by them.

This Addendum supersedes all previous Drawings, Specifications, and instructions pertaining to these items.


A. Drawings

- Item 1.01 The following listed drawings, dated 8 March 2016 are being issued as Addendum No. Three (3) as REVISED:
- A-110 Floor Plan - Offices and Grab N Go
 - A-110.1 Floor Plan - Temporary Grab N Go
 - A-111 Floor Plan – Level 1
 - A-131 Equipment and Furniture Plan
 - A-161 Reflected Ceiling Plans
 - A-540 Door and Window Details, Room Finish and Material Schedule

B. Specifications

- Item 1.02 The following listed Specifications, dated 8 March 2016 are being issued as Addendum No. Three (3) as NEW:

End of Addendum No. Three (3)



Catherine E. Homan

Contractor

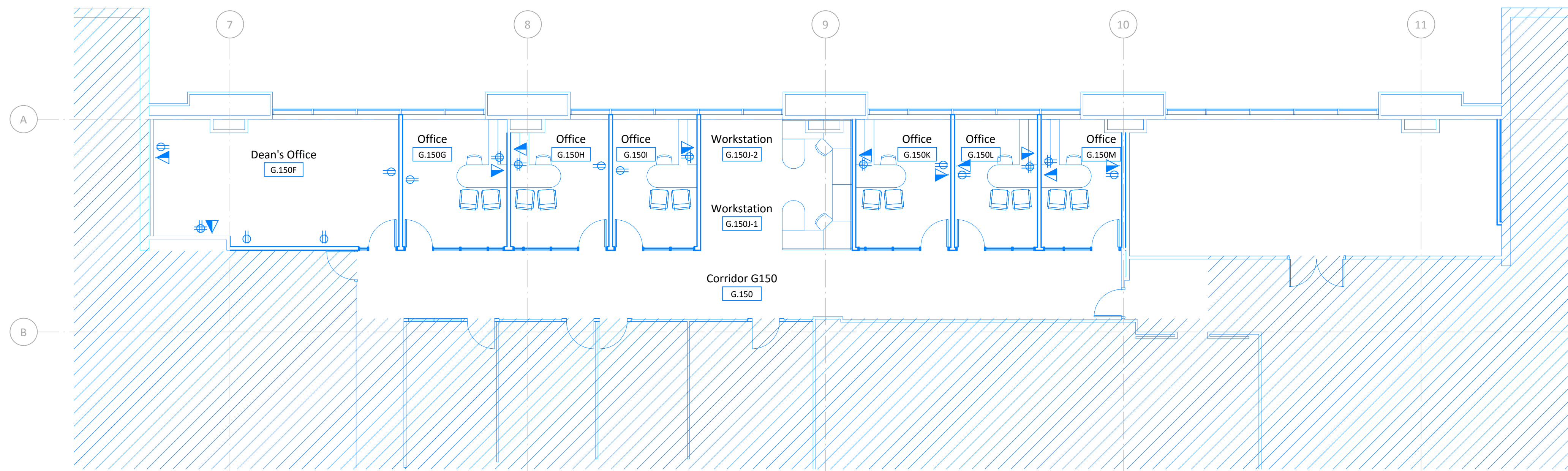
Structural Engineer

Walter P. Moore
1301 McKinney, Suite 1100
Houston, TX 77010
(P) 713-630-7300

MEP Engineer

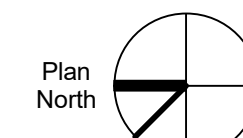
E&C Engineers and Consultants

1010 Lamar St
Houston, TX 77002
(P) 713-580-8800



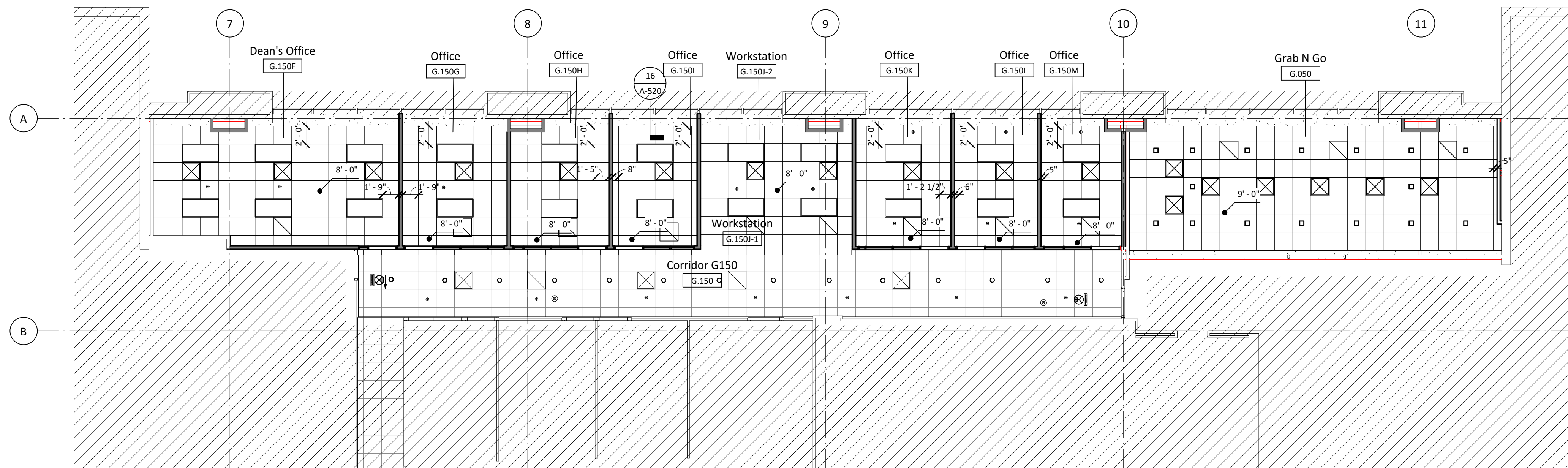
General Notes - Office Equipment Plan

1. Refer to MEP drawings for power, voice and data for Workstations G.150J-1 and G.150J-2



Ground Floor - Office Equipment Plan

1/8" = 1'-0" 4



General Notes - Reflected Ceiling Plan

1. All new ceilings to be 2' x 2' lay-in acoustical ceiling tile at 8'-0" a.f.f., unless noted otherwise. See Finish Schedule for types.
2. See Interior Elevations for furr down heights and dimensions.
3. Center all down lights, sprinkler heads, and wall washers in center of ceiling tile, unless noted otherwise.

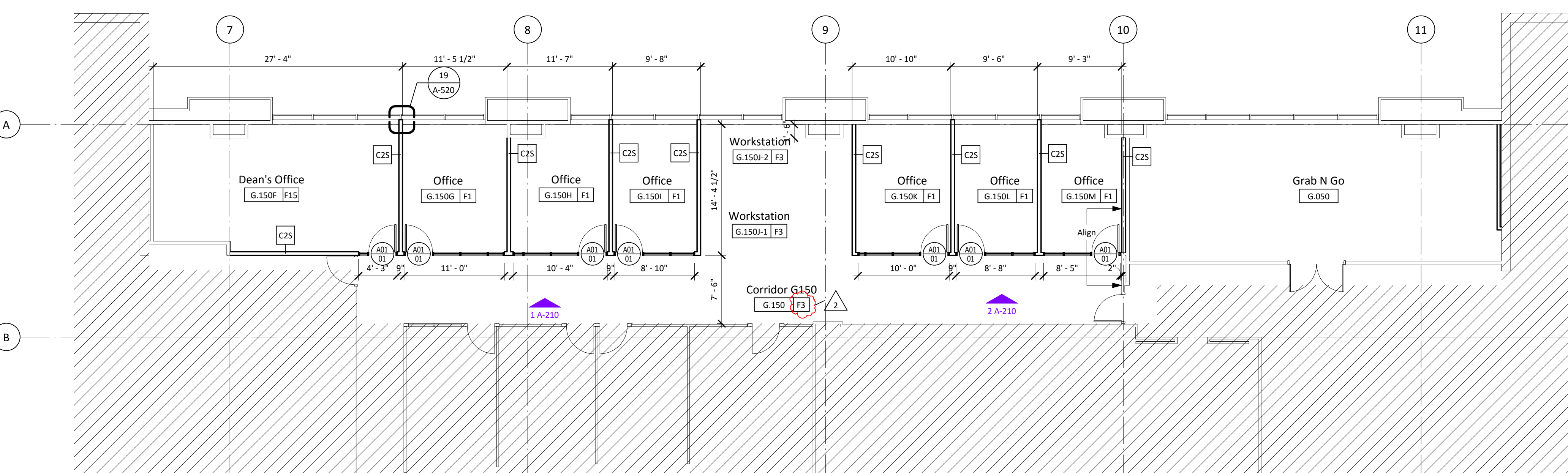
Legend - Reflected Ceiling Plan

- New partition to structure. See 1 A-520 for partition schedule.
- Area not in scope



Ground Floor - Office Reflected Ceiling Plan

1/8" = 1'-0" 2

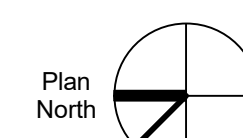


General Notes - Floor Plan

1. All dimensions are to face of gypsum board unless noted otherwise.
2. See A-520 for Partition Type Schedule.
3. See A-540 for Door Schedule.
4. All partitions to be C25 unless noted otherwise.

Legend - Floor/Demo Plan

- Existing to be removed
- Existing to remain
- New Partitions
- Area not in scope



Ground Floor - Office Floor Plan

1/8" = 1'-0" 1

MSB 1st Floor Infill



Floor Plan - Offices and Grab N Go

Copyright (C) 2015 by Philo Wilke Partnership. All rights reserved.
This document and the information herein is the property of Philo Wilke Partnership. No part hereof shall be copied, published, distributed, disclosed or used in any manner whatsoever except as expressly authorized by Philo Wilke Partnership. Any person, firm, or corporation receiving this document, however obtained, shall be deemed to have agreed to the foregoing conditions and that this document will be held in trust and confidence subject only to the private use expressly authorized by Philo Wilke Partnership.

Print Date / Time: 3/8/2016 5:45:38 PM

PKW Commission Number

Sheet Number

214-198R

A-110

