



# Hurricane Preparedness Checklist

[www.hcoem.org](http://www.hcoem.org)

DISASTER. It strikes anytime, anywhere. It takes many forms -- a hurricane, an earthquake, a tornado, a flood, a fire or a hazardous spill, some are natural, some are man-made. It builds over days or weeks, or hits suddenly, without warning. Every year, millions of Americans face disaster, and its terrifying consequences.

The time to prepare is now. Hurricane season is here. Are you ready? Harris County Office of Homeland Security & Emergency Management (HCOHSEM) aims to educate people about the hazards of hurricanes, tropical storms, high winds, storm surge and flooding. HCOHSEM reminds residents to:

- Get a kit
- Make a plan
- Stay informed

Preventing the loss of life and minimizing the damage to property from hurricanes are responsibilities that are shared by everyone. Any time you are asked to evacuate, you should do so without delay. It is important for you and your family to have a plan that makes you as safe as possible. Preparedness includes having the supplies on hand to weather any storm. Finally, stay informed.

## Before the Storm

### General Preparedness through the Season

- Keep your vehicle gas tank above ½ full through the season.
- Test run generators monthly with a load to insure proper working order.
- Consider the purchase of flood insurance, even if outside of a floodplain.
- Have cash on hand in small denominations for year-round preparedness.
- Maintain portable battery powered AM radio.
- Contact 2-1-1 to register if you need transportation assistance to evacuate.

### Home Preparedness

- Board up your windows or close storm shutters.
- Trim the trees and shrubs around your home.
- Cleared loose and clogged downspouts and rain gutters.
- Perform a inventory of home contents (electronics, jewelry, appliances, clothing, etc.) and store in safe place.
- Take detailed photos(s)/videos(s) of home property and contents (internal and external) and store in safe place.
- Secure or remove all items outside your home (grill, hanging plants, potted plants, etc.).
- Tie down small or young trees to prevent uprooting.
- Store all important documents (insurance papers, etc) in a waterproof container and in a secure location.
- Prepare your evacuation kit using the pertinent items in the attached *Emergency Essentials Kit* checklist.
- Turn off propane tanks.
- Fill the bathtub and other large containers with water for sanitary purposes (cleaning, flushing toilets, etc.)



# Hurricane Preparedness Checklist

[www.hcoem.org](http://www.hcoem.org)

## If you Plan to Evacuate

- What is your zip code? \_\_\_\_\_
- Are you located in an evacuation area in the evacuation map?
- Where are you evacuating to? \_\_\_\_\_
- Who is your contact at your destination? \_\_\_\_\_
- What is their contact information? \_\_\_\_\_
- What is your backup evacuation location? \_\_\_\_\_
- Take a copy of all important documents and store in a waterproof container and in a secure location.
- Top off your vehicle gas tank before hitting the road.

## If you Plan to Stay

- Listen to the radio (AM 740 KTRH) or TV for information.
- If you have gas items you need to operate after the storm (generator, chainsaw, etc); fill gas storage container(s).
- Prepare your hurricane kit using the attached *Emergency Essentials Kit* checklist.

## During the Storm

- Listen to the radio (AM 740 KTRH) or TV for information.
- Turn the refrigerator and freezer to its coldest setting and keep its doors closed.
- Avoid using the phone except for emergencies.
- Stay indoors during the storm and away from windows and glass doors.
- Close all interior doors.
- Keep curtains and blinds closed.
- Take refuge in a small interior room, closet, or hallway on the lowest level of your home.

## After the Storm

### If you are Returning from Evacuation

- Return only after the all clear is given for your area.
- Do not venture on to roads until you have been advised they are passable and safe.
- Carefully inspect your home and perform an exterior assessment for safety issues.
- Be on the lookout for downed power lines and avoid if identified.
- If any safety issues are present, do not enter your home (gas smell, flood waters, fire damage, etc.).
- If any safety issues are present, have your home inspected by a qualified building inspector or engineer.



# Hurricane Preparedness Checklist

[www.hcoem.org](http://www.hcoem.org)

- Watch for and avoid loose animals and poisonous snakes.
- Avoid carbon monoxide poisoning hazards; DO NOT run generators, grills, or other gas operated appliances indoors.

## Damage Assessment

- Have a fire extinguisher readily available in the case of a fire.
- Watch for safety hazards (loose boards, slippery floors, broken glass, etc.)
- Carefully check for damage to the roof, foundation, and chimney. If the building looks unstable do not enter.
- Use a stick or other tool to sift through debris.
- Open cabinets cautiously. Beware of objects that can fall off shelves.
- If you smell natural gas, leave the structure and contact your local gas utility company.
- Use a battery powered flashlight to inspect the structure. Do not use oil or gas lanterns or candles inside the structure.
- If structural damage is present, turn off utilities.
- Do not use electrical appliances that have been wet/damaged until checked by a professional.
- Check with local authorities or have well water tested before using any water (could be contaminated).
- Until cleared with authorities or tested, all water should be boiled for 1 minute at a rolling boil to disinfect before drinking.
- Avoid using any toilets until you have checked for sewage or water line damage. If you suspect damage call a plumber.
- Service damaged sewage systems as soon as possible as they present serious health hazards (septic tanks, pits, etc.)
- Check your smoke and carbon monoxide detectors to ensure they are functioning properly.
- If any damage is identified to your home, contact your insurance company to start a claim.
- Photograph and document any damage.
- Throw away any spoiled food items or those that have come in contact with flood waters. *When in doubt throw it out!*

## Hurricane Evacuation Zip Zone Map



Zip-Zone Coastal				
77414s	77483	77550	77577s	77650
77422s	77534s	77551	77617	
77465s	77541	77554	77623	
Zip-Zone A				
77058s	77518	77565	77586	
77510	77539	77568	77590	
77514s	77563	77573	77591	
Zip-Zone B				
77058n	77507	77522	77560	77661
77059	77511	77523	77566	77665
77062	77514n	77531	77571	
77414n	77515	77534n	77577n	
77422n	77517	77548n	77597	
77465n	77520	77546s	77598	
Zip-Zone C				
77011	77034	77444	77505	77562
77012	77049	77463	77506	77578
77013	77061	77480	77521	77581
77015	77075	77486	77530	77583
77017	77087	77502	77535	77584
77023	77089	77503	77536	77587
77029	77430	77504	77547	



# Emergency Essentials Kit

[www.hcoem.org](http://www.hcoem.org)

Print a copy of this emergency essentials list and take it with you to the store.

## Food

- 7-day supply of non-perishable food that doesn't need cooking
- Hand-operated can opener
- Plastic plates, cups, utensils

## Water

- 1 gallon of drinking water per person per day enough for 5 days

## First Aid

- Red Cross approved first aid kit
- Backup prescriptions for essential medications

## Personal Hygiene

- Hand sanitizer or disinfectant wipes
- Toilet paper, paper towels, garbage bags
- Dental care and vision products
- Travel-size soaps and other beauty supplies
- Change of clothes, pair of shoes and blanket per person

## Clean Air Items

- Nose and mouth protection masks (N-95 rating)
- Plastic sheeting
- Duct tape

## Baby Items

- Formula, bottles, powdered milk
- Diapers
- Baby wipes
- Diaper rash ointment

## Lighting

- Flashlights for each family member with extra batteries
- Fluorescent lanterns for each common area
- Waterproof matches or a utility lighter

## Communication

- Portable, battery-powered AM/FM radio
- NOAA All Hazards Alert Radio
- Land-line phone with long cord
- Extra batteries for flashlights, lanterns, radio
- Extra cell phone battery or car charger
- Whistle

## Family Safety Items

- Smoke detector with battery for each floor
- Carbon monoxide detector with battery backup
- Fire extinguisher
- Non-scented bleach for sanitization
- Sunscreen
- Insect repellent
- Shovel and basic tools

## Transportation Items

- State and regional road maps
- Basic repair items (tools, tire patch kit, engine oil)
- Emergency Road Safety Triangles
- Games, books, puzzles

## Pet Needs

- 7-day supply of non-perishable pet food and water
- Cage or pet carrier and leash
- Pet medications and pet first-aid kit
- Current photo in case you are separated
- Cat litter and box
- Pet bed and toys





# HARRIS COUNTY HOMELAND SECURITY & EMERGENCY MANAGEMENT

www.hcoem.org

Prepare. Plan. Stay Informed.

Make sure your family has a plan in case of an emergency. Before an emergency happens, sit down together and decide how you will get in contact with each other, where you will go and what you will do in an emergency. Keep a copy of this plan in your emergency supply kit or another safe place where you can access it in the event of a disaster.

Out-of-Town Contact Name:	Telephone Number:
Email:	Telephone Number:
Neighborhood Meeting Place:	Telephone Number:
Regional Meeting Place:	Telephone Number:
Evacuation Location:	Telephone Number:

Fill out the following information for each family member and keep it up to date.

Name:	Social Security Number:
Date of Birth:	Important Medical Information:
Name:	Social Security Number:
Date of Birth:	Important Medical Information:
Name:	Social Security Number:
Date of Birth:	Important Medical Information:
Name:	Social Security Number:
Date of Birth:	Important Medical Information:
Name:	Social Security Number:
Date of Birth:	Important Medical Information:
Name:	Social Security Number:
Date of Birth:	Important Medical Information:

Write down where your family spends the most time: work, school and other places you frequent. Schools, daycare providers, workplaces and apartment buildings should all have site-specific emergency plans that you and your family need to know about.

Work Location One	School Location One
Address:	Address:
Phone Number:	Phone Number:
Evacuation Location:	Evacuation Location:

Work Location Two	School Location Two
Address:	Address:
Phone Number:	Phone Number:
Evacuation Location:	Evacuation Location:

Work Location Three	School Location Three
Address:	Address:
Phone Number:	Phone Number:
Evacuation Location:	Evacuation Location:

Other place you frequent	Other place you frequent
Address:	Address:
Phone Number:	Phone Number:
Evacuation Location:	Evacuation Location:

Important Information	Name	Telephone Number	Policy Number
Doctor(s):			
General Practitioner:			
Other:			
Other:			
Other:			
Pharmacist:			
Medical Insurance:			
Homeowners/Rental Insurance:			
Veterinarian / Kennel(for pets):			

Dial 911 for Emergencies




# HARRIS COUNTY HOMELAND SECURITY & EMERGENCY MANAGEMENT

## Family Emergency Plan

Make sure your family has a plan in case of an emergency. Fill out these cards and give one to each member of your family to make sure they know who to call and where to meet in case of an emergency.

Blank lined area for writing additional important information.

**ADDITIONAL IMPORTANT INFORMATION**

**FAMILY EMERGENCY PLAN** 

EMERGENCY CONTACT NAME: \_\_\_\_\_  
TELEPHONE: \_\_\_\_\_

OUT-OF-TOWN CONTACT NAME: \_\_\_\_\_  
TELEPHONE: \_\_\_\_\_

NEIGHBORHOOD MEETING PLACE: \_\_\_\_\_  
TELEPHONE: \_\_\_\_\_


OTHER IMPORTANT INFORMATION: \_\_\_\_\_  
\_\_\_\_\_  
\_\_\_\_\_

DIAL 911 FOR EMERGENCIES

FOLD HERE

Blank lined area for writing additional important information.

**ADDITIONAL IMPORTANT INFORMATION**

**FAMILY EMERGENCY PLAN** 

EMERGENCY CONTACT NAME: \_\_\_\_\_  
TELEPHONE: \_\_\_\_\_

OUT-OF-TOWN CONTACT NAME: \_\_\_\_\_  
TELEPHONE: \_\_\_\_\_


NEIGHBORHOOD MEETING PLACE: \_\_\_\_\_  
TELEPHONE: \_\_\_\_\_

OTHER IMPORTANT INFORMATION: \_\_\_\_\_  
\_\_\_\_\_  
\_\_\_\_\_

DIAL 911 FOR EMERGENCIES

Blank lined area for writing additional important information.

**ADDITIONAL IMPORTANT INFORMATION**

**FAMILY EMERGENCY PLAN** 

EMERGENCY CONTACT NAME: \_\_\_\_\_  
TELEPHONE: \_\_\_\_\_

OUT-OF-TOWN CONTACT NAME: \_\_\_\_\_  
TELEPHONE: \_\_\_\_\_

NEIGHBORHOOD MEETING PLACE: \_\_\_\_\_  
TELEPHONE: \_\_\_\_\_


OTHER IMPORTANT INFORMATION: \_\_\_\_\_  
\_\_\_\_\_  
\_\_\_\_\_

DIAL 911 FOR EMERGENCIES

FOLD HERE

Blank lined area for writing additional important information.

**ADDITIONAL IMPORTANT INFORMATION**

**FAMILY EMERGENCY PLAN** 

EMERGENCY CONTACT NAME: \_\_\_\_\_  
TELEPHONE: \_\_\_\_\_

OUT-OF-TOWN CONTACT NAME: \_\_\_\_\_  
TELEPHONE: \_\_\_\_\_

NEIGHBORHOOD MEETING PLACE: \_\_\_\_\_  
TELEPHONE: \_\_\_\_\_

OTHER IMPORTANT INFORMATION: \_\_\_\_\_  
\_\_\_\_\_  
\_\_\_\_\_

DIAL 911 FOR EMERGENCIES