

UT Physicians Neurocognitive Disorders Center  
Neuropsychology Division  
Department of Neurology  
1941 East Road, Suite 4358  
Houston, TX 77054

---

***IMPORTANT INFORMATION ABOUT YOUR APPOINTMENT.  
PLEASE READ THE ENTIRE DOCUMENT AS IT ADDRESSES QUESTIONS PATIENTS OFTEN HAVE  
ABOUT THE NEUROPSYCHOLOGICAL EVALUATION APPOINTMENT.***

---

**REASON FOR THE APPOINTMENT/WHAT TO EXPECT**

Your physician has requested that you undergo a neuropsychological evaluation at the **UT Physicians Neurocognitive Disorders Center**. Our clinic brochure is included in your packet of information and can also be accessed at <https://med.uth.edu/neurology/specialty-programs/neuropsychology/>. The brochure provides you with a brief explanation of the neuropsychological services provided at the UT Physicians Neurocognitive Disorders Center. The brochure was developed to answer many of the questions people commonly ask about our services. Please take a few minutes to read the brochure before your appointment date.

**WHERE IS THE CLINIC LOCATED**

Your appointment will be held at the **UT Physicians Neurocognitive Disorders Center** on the **4<sup>th</sup> floor (Suite 4358)** of the Behavioral and Biomedical Sciences Building at 1941 East Road, Houston, TX 77054. The Behavioral and Biomedical Sciences Building is the one with orange brick, not grey or white (See enclosed pictures). Walk under the covered breezeway and through the glass doors to the building on your left. A security guard is usually assigned to the front desk at the main entrance if you need directions to the clinic upon entering the building.

**PARKING**

Paid parking is available in the lot across the street from the Behavioral and Biomedical Sciences Building. Parking vouchers and discounts are not available to cover the cost of parking. There is no valet parking. If you have limited mobility, several accessible parking spaces are available in the lot across the street or you can be dropped off at the building. Patients should be dropped off at the entrance to the side of the building and not the front to allow the UTHealth shuttle to pick up and drop off riders unimpeded. Drivers in the front of the building at the time of the shuttle arrival will be asked to move their vehicles.

**CLINIC HOURS**

Please be aware that the clinic entrance opens at 7:30 a.m. and closes at 5:30 p.m. Patients who arrive before 7:30 a.m. or who need to wait for transportation after the conclusion of their appointments are welcome to wait in the lobby near the building entrance on the first floor. Patients attempting to access the clinic waiting area entrance after 5:30 p.m. will not be able to open the doors, as they will be locked.

### **PATIENTS WITH SPECIAL NEEDS**

A family member or other individual must be present for the duration of the appointment if a patient needs assistance with activities such as eating and using the restroom, maneuvering a wheelchair or walker, finding their way without becoming lost, or walking to the School of Dentistry Building to purchase lunch at the eatery. Our clinic staff are unable to provide meals to patients, assist patients with toileting or changing clothing in case of accidents, accompany patients to the eatery at the School of Dentistry or snack machines in the building, accompany patients to their vehicles in the parking lot, or wait with patients in the first floor lobby or outside of the building.

### **PRE-APPOINTMENT PAPERWORK**

Our clinic questionnaire was included in the same mailed envelope or email in which you received this letter. As an alternative, our clinic questionnaire can also be accessed from the Neuropsychology webpage <https://med.uth.edu/neurology/specialty-programs/neuropsychology/>. Please *completely* fill out the questionnaire (including medications), or have a family member fill out the form for you prior to your appointment and *bring it with you to your appointment* (Please do not mail it back). Completing the questionnaire before the appointment will prevent delays in the start of your appointment.

### **WHAT TO BRING ON THE DAY OF THE APPOINTMENT**

Please bring a family member or close friend with you for the initial part of your appointment. Your family should bring something to occupy their time if they plan on staying at the clinic while you are undergoing testing, as they will be unable to accompany you to the exam room during testing. Your evaluation will be thorough. It involves meeting with the doctor followed by testing of cognitive function, and will require **several hours to a full day**. You will be provided breaks during testing as you need them, and a longer break at lunch. You may bring a lunch with you to the appointment, or have lunch at the dental school located in the building next door, or a store or restaurant in the area. The lunch break is typically one hour. Here are some important things to remember:

- **If you wear hearing aids, bring them with you.**
- **If you wear glasses, bring them with you.**
- **If you have to take medication during the day, bring it with you.**
- **Get a good rest the night before your appointment.**
- **Eat a good breakfast.**
- **Bring your clinic questionnaire with you.**
- **Call if you have any questions prior to your appointment.**

**IMPORTANT:** Unlike other doctors' appointments, this appointment reserves a full day of the neuropsychologist's schedule. You will be asked to **VERBALLY CONFIRM your appointment via phone at least three days prior to your appointment date** by leaving a voicemail message or confirming with our office. Do not confirm via text or the UTP Portal. **IF YOU DO NOT CONFIRM, YOUR APPOINTMENT WILL BE CANCELED AND YOU WILL NEED TO CALL TO RE-SCHEDULE IT.**

**CANCELLATIONS/NO SHOWS:** If you cancel your Neuropsychology appointment with short notice or do not show for a confirmed appointment, we reserve the right to not re-schedule you for future appointments at the Director's discretion. We ask that you give at least 2 BUSINESS DAYS notice if you cannot keep an appointment. If we reschedule you, be aware that it often takes **3-4 months** to get appointments with the Neuropsychology Division. However, we can add you to a cancellation list. If you have any questions regarding your appointment or the information provided in the brochure, do not hesitate to contact the UT Physicians Call Center Appointment Line at (713) 486-0500. Thank you and we look forward to meeting with you!

Neurocognitive Disorders Center  
1941 East Road  
Suite 4358 (4<sup>th</sup> floor)  
Houston, Texas 77025

Phone: 713-486-0500

### General Directions

**\*Please be aware that these directions may change dependent upon changes in traffic patterns, construction, exit closures etc. These directions are intended as a complement to navigation tools such as maps and GPS and not a replacement.**

Once at the parking lot entrance, stop at the call box and push the button for a ticket. Once you receive your ticket, the gate will open and you can pull forward and park in any free space. You can leave your ticket in your vehicle, as you will pay on your way out of the parking lot or at the glass-enclosed kiosk at the front of the lot. Go out the pedestrian gate (directly to the right of where you drove into the parking lot). Cross East Road and enter the Behavioral & Biomedical Sciences Building, across the street from the pedestrian gate. Go into the building, **sign-in at the security desk**, and take the elevator to the 4<sup>th</sup> floor. Once on the 4<sup>th</sup> floor, turn left. The Neurocognitive Disorders Center will be directly in front of you. Go through the glass doors and check in with the front office personnel.

### Driving Directions to the Neurocognitive Disorders Center from Airports and Freeways

#### From George Bush Intercontinental Airport/Highway 59 South

- Depart the Airport onto Will Clayton Boulevard
- Take Will Clayton to Highway 59 South
- Travel Highway 59 South to Highway 288 (19 miles)
- Exit Old Spanish Trail
- Turn right onto Old Spanish Trail and follow it to Cambridge Street
- Turn left onto Cambridge Street
- Take a right onto East Road (Sign: "Entrance 52")
- Turn left into the parking lot

#### From Hobby Airport/I-45 South

- Depart Hobby Airport onto Broadway
- Travel Broadway to I-45 North
- Exit I-45 North onto 610 Loop West
- Follow 610 Loop West and take exit 1B toward Fannin Street
- Merge onto South Loop West service road
- Turn right onto Knight Road
- Turn right on Old Spanish Trail
- Turn right onto Bertner Road

- Stay in the left lane and turn left onto East Road at the stop sign
- Turn right into the parking lot (Sign: “Entrance 52”)

#### From I-610 West Loop

- Go south on I-610 South
- Keep left to continue onto I-610 East
- Take the Alameda Road exit (1A) and make a U-turn at the stoplight at Alameda
- Merge onto South Loop West service road and merge into the right lane
- Turn right immediately onto Cambridge Street
- Stay in the left lane and turn left onto East Road (Sign: “Entrance 52”)
- Turn left into the parking lot

#### From I-10 Traveling East or West

- Exit Highway 59 South
- Travel 59 South to Highway 288
- Exit Holcombe Boulevard/Old Spanish Trail
- Turn right onto Old Spanish Trail and follow it to Cambridge Street
- Turn left onto Cambridge Street
- Take a right onto East Road (Sign: “Entrance 52”)
- Turn left into the parking lot

#### From Highway 59 Traveling North

- Travel Highway 59 North to Highway 288
- Exit Holcombe Boulevard/Old Spanish Trail
- Turn right onto Old Spanish Trail and follow it to Cambridge Street
- Turn left onto Cambridge Street
- Take a right onto East Road (Sign: “Entrance 52”)
- Turn left into the parking lot

#### From Highway 288 Traveling North


- Exit Holcombe Boulevard/Old Spanish Trail
- Turn right onto Old Spanish Trail and follow it to Cambridge Street
- Turn left onto Cambridge Street
- Take a right onto East Road (Sign: “Entrance 52”)
- Turn left into the parking lot



# UTP NEUROPSYCHOLOGY/NEUROPSYCHIATRY CLINIC

## Orientation Pictures


Upon arrival, **sign-in at the security desk** in the main building lobby



Orange Building in middle...

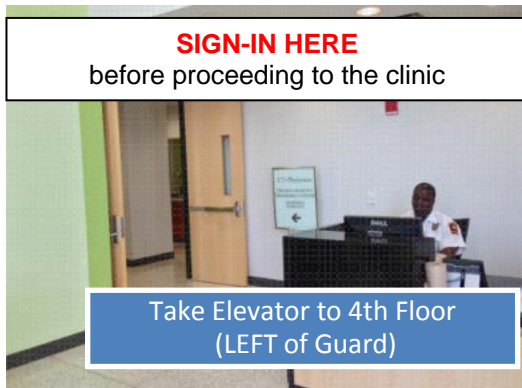


Walk under breezeway and enter glass on Left



Bldg entrance on left

Glass Entrance Doors on Left



Neurocognitive Disorders Center (4<sup>th</sup> Floor)  
Neuropsychology/Neuropsychiatry Clinic

Clinic Entrance



Check in at glass window

If you use a wheelchair or have a physical disability that requires you to be dropped off at the building, please use the drop off location on the left side of the building and not directly in front of the building. You may be asked to move your vehicle if you park in the circle at the main entrance.